

# 2024 Regional school suspension summary



**32,546**

Average enrolments





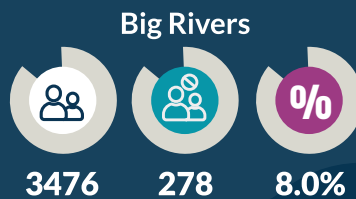
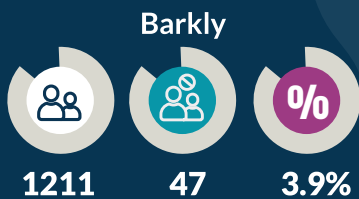
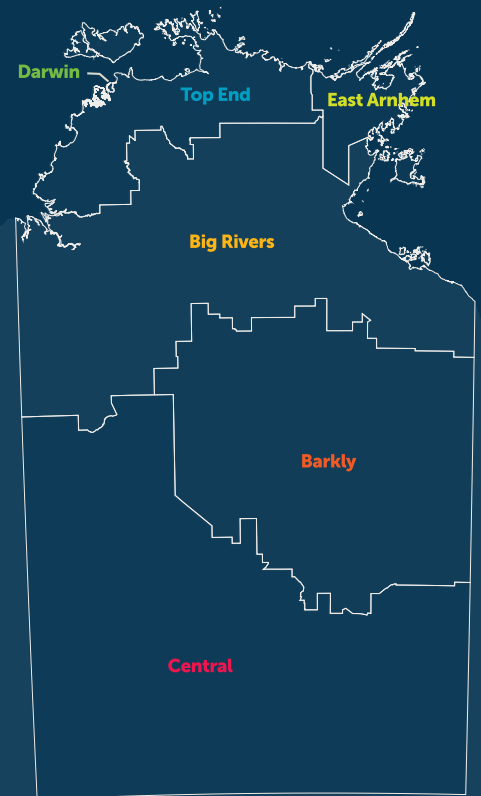
**1,403**

Total students suspended



**4.3%**

Total proportion of students suspended



Average student enrolment

Number of students suspended

Proportion of students suspended

## Data caveats:

- Data in this report is sourced from the Northern Territory (NT) Department of Education and Training's Enrolment and Attendance and Behaviour datasets.
- Suspension information reflects the data source as at 28 February 2025.
- The average enrolment number is the average enrolments of students over the reporting period.
- Number of students suspended is the number of individual students that have been suspended. A student can be suspended more than once.
- Data on suspensions is subject to change. This data should be considered indicative only.
- Data is inclusive of NT Government schools only.
- System-level data may not match the sum of regional totals due to students being suspended in more than one region.